


# R3

Economical Heavy-duty Laser Tube Cutting Machine

## AFFORDABLE AND RELIABLE - THE IDEAL ENTRY-LEVEL CHOICE FOR HEAVY-DUTY TUBE PROCESSING



Laser Power

**3-20kW**

Cutting Range of Tube

**40-360mm**

Max. Linkage Speed


**80m/min**

Max Single Tube Weight

**1,200kg**

### PRODUCT OVERVIEW


Specially Designed For Economical Heavy-duty Tube Processing



Experience the R3R—an affordable solution in quality, productivity, and performance. Engineered to handle medium heavy-duty tube cutting applications, it offers up to 20kW of laser power, accommodates tube with a length of 12m, a weight of 1,200 kg, and a diameter of 360mm.

### TYPICAL PROCESSING


Full-stroke Chucks



With the HSG full-stroke chucks, tubes can be manufactured across the entire clamping range from 40mm to 360mm without the need for retooling.

**SAVE YOUR COST**

### Quickly Process Open Profiles



The machine is equipped with national-standard profile grippers as standard, which can easily cut angle steel, channel steel and H steel.

**MEET YOUR NEEDS**


### Diverse Product Options



It supports a variety of models to meet diverse processing needs. Optional processing tube length: 6.5m/9m/12m  
Optional single tube loading capacity: 600kg/1200kg

**SAVE YOUR TIME**

### Automatic Loading And Unloading (Optional)



Automatic loading and unloading of pipes, efficient and time-saving, shorten production preparation time. Greatly improves operational safety, saves labor and reduces production costs.

**SAVE YOUR COST**

### Heavy-duty Tube Following Support System




The heavy-duty tube following support system provides all-round effective support in pipe processing and improves the accuracy of heavy tube processing.

**CARE YOUR SAFETY**

### Additional Safety Protection (Optional)

Equipped with a top cover for enclosed processing to reduce smoke and maintain a clean working environment. The safety light curtain will prevent any possible collision with human body and protect both workers and the machine well.



## TECHNICAL PARAMETERS

Model	R3R	R3R-120
Laser Power	3-20KW	3-20KW
Cutting Capacity of Round Tube / Square Tube	φ40-350mm □40x40-350x350mm	φ40-360mm □40×40-360×360mm
Weight of Single Tube	600kg	1,200kg
Max. Linkage Speed	80m/min	80m/min
Max. Linkage Acceleration	0.8G	0.8G
The Range of Tube Material	1000-6500mm	1000-12000mm

\*Information and images are for reference only. Final specifications and terms are subject to the contract and may change without notice.