



Cutting | Bending | Welding | Automation



T Serise Three-chuck

✦ Three-chuck Heavy-duty Tube Laser Cutting Machine ✦

Company Culture



MISSION

Intelligent manufacturing changes future



VALUES

Customer-focused and employee-based



VISION

Become a respectable enterprise in the global metal forming equipment field

Company Profile



13

Global Branches



100+

Countries Covered



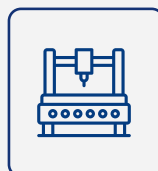
4

Manufacturing Bases



30+

Global Service Outlets




8,000+

Delivery Capability




96,000m²

Production Base



T Serise Three-chuck 3000-6000W

Three-chuck Heavy-duty Tube Laser Cutting Machine



Technical Parameters

Technical Parameter	T2	T3
Power	3000-6000W	3000-6000W
No-load Speed	100m/min	80m/min
Rotating Speed of Chucks	100r/min	80r/min
Acceleration	1G	0.8G
X/Y-axis Positioning Accuracy	±0.03mm/m	±0.05mm/m
X/Y-axis Repositioning Accuracy	±0.03mm	±0.03mm
*Tailing Length	0mm	0mm
Cutting Capacity	Round tubeΦ20 - Φ240mm Square tube□20*20 - □240*240 Rectangular diagonal≤330mm	Round tubeΦ20 - Φ350mm Square tube□20*20 - □350*350mm side: 20-350mm
Weight of Single Tube	300kg	600kg
Overall Dimensions(L*W*H) with Loading Racks	16950*5000*3000mm	19000*5000*3000mm

*Only when the nesting material is reasonable can be achieved.

* Machine appearance, technical parameters, function description, data comparison shown in this page are from HSG in-house laboratory.
All testing results and experimental data shall be subject to real machine.

High-precision Cutting With Independent Servo Follow-up Support

- 9m loading machine bed is equipped with independent and high-sensitivity servo follow-up support for strong support to heavy tubes, satisfying highly precise cutting on the horizontally.
- 6m unloading machine bed is also equipped with independent servo follow-up support, combining with intelligent unloading model of the system to achieve smooth blanking of tubes up to 6 meters.




Intelligent Bus Operating System

- Various auxiliary functions of tube laser cutting machines to satisfy multiple processing demand
- T2 series is equipped with professional nesting software to achieve efficient management of production progress and price calculations.



Movable Triple Chuck for High Load Capacity

- The R2 is equipped with square and round chucks as standard, with a load capacity of 600kg, supporting 20-350mm tubes.
- Adopt two front and one rear chuck combination to achieve higher load bearing.
- C3 is a hollow chuck, which is easy to cut the whole tube.
- Movable three-chuck structure with short tail material cutting of chuck jump
- Optional Rectangular-circle professional sealing chuck, greatly increase the load capacity of the chuck to 800Kg.





HSG-X Bus Control System

- HSG-X control system is bus-based and developed by HSG Laser. With intelligent and easy-to-operate service, it can offer users effective solutions to address problems of difficult operation, low efficiency and high costs.



Tube Splicing Technology

- The operating control offers 50+ kinds of tube splicing patterns, for convenience of subsequent welding, such as splicing of male and female head of square tube, 90° arc splicing, splicing of round tube tee, splicing of cut-through holes, 45° splicing of hexagon, splicing of angle iron and channel steel, etc.

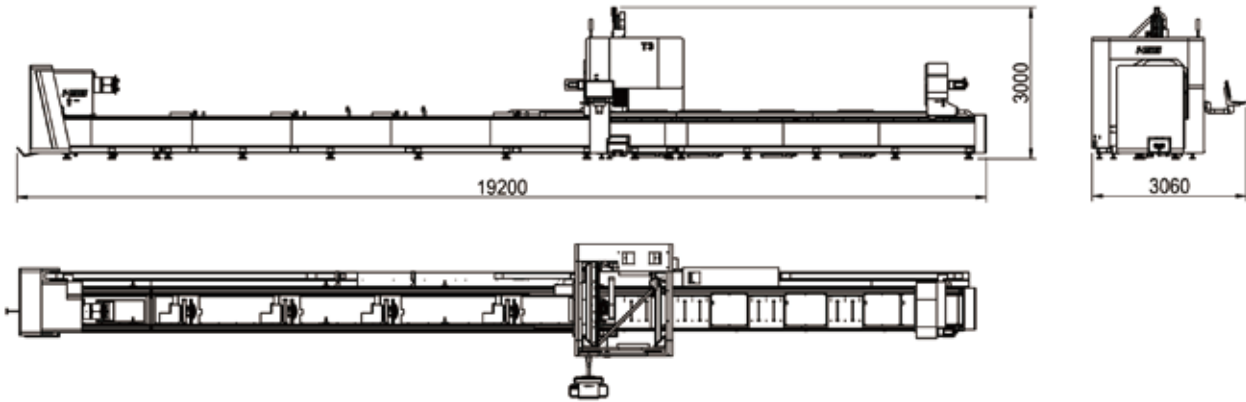


Multi-functional Loading Rack for Fast Loading (Optional)


- Optional multifunctional loading frame can fulfill the automatic loading of 6-9 meters round tube, square tubes, steel sections and other tubes, achieving rapid loading of tubes, saving labor costs and improve productivity.

Machine Foundation

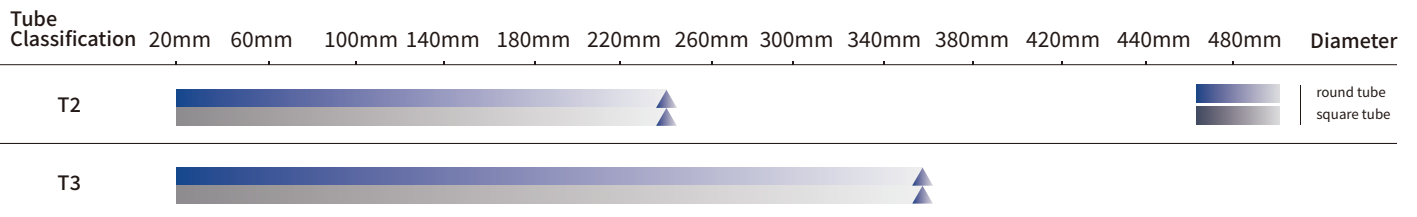
*The marked size has about 10mm error
*Model: T3



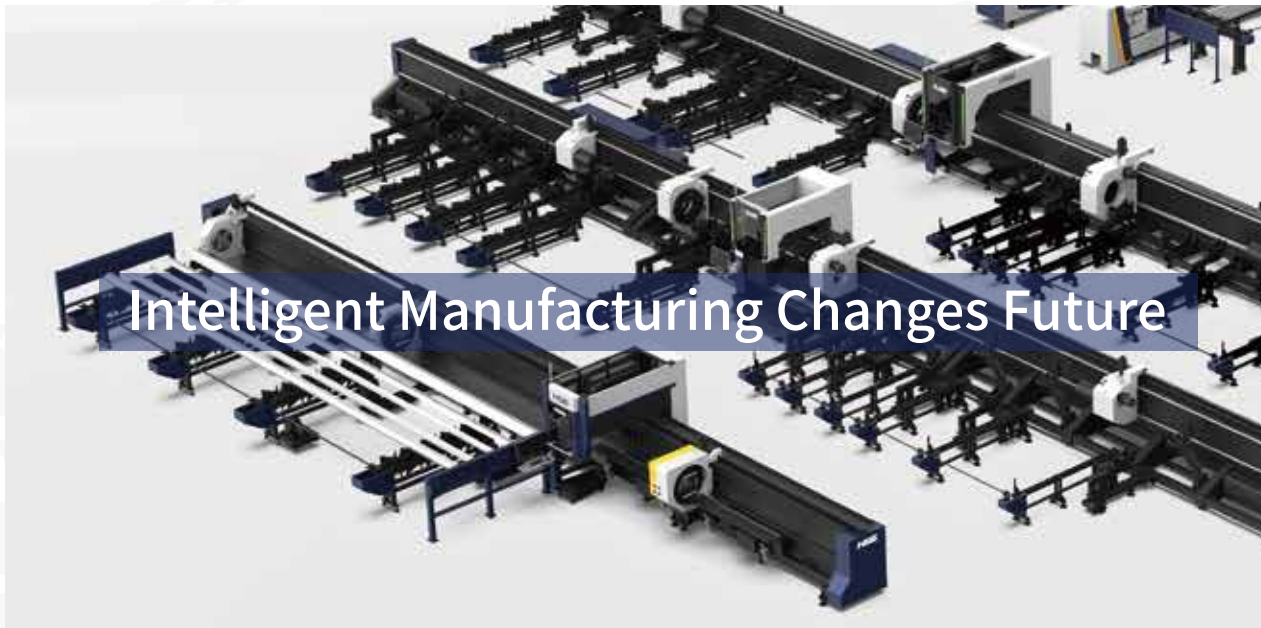
Cutting Samples



Cutting Capacity



The actual machines shall prevail and above data & pictures are only for reference.



Intelligent Manufacturing Changes Future



As a global enterprise, HSG sticks to providing professional and convenient service support to customers at home and board



Professional Training

Multiple technical training service and free operation training for customers and dealers in time



Efficient Support

Humanistic service model, online services and 7*24 hotline to offer solutions and assistance



Optimized Transport

Multi-channel transport solutions and professional transport solution team will provide various transport cases for to satisfy the demand of customers and save transports fees



Sufficient Accessories

Highly efficient accessories delivery service, multiple network inventory jointly responds to accessories demand to shorten customer's waiting times and accelerate production



Careful Services

Domestic door-to-door service and free proofing, global 100+dealers provide efficient and convenient services



Intelligent Manufacturing Changes Future



Website



Facebook



Youtube

Headquarters Add.: No. 4, Anye Road, Shunjiang Community Industrial Park,
Beijiao Town, Shunde District, Foshan, Guangdong, China
Website: www.hsglaser.com
Email: info@hsglaser.com
Tel: +86 757-66833906